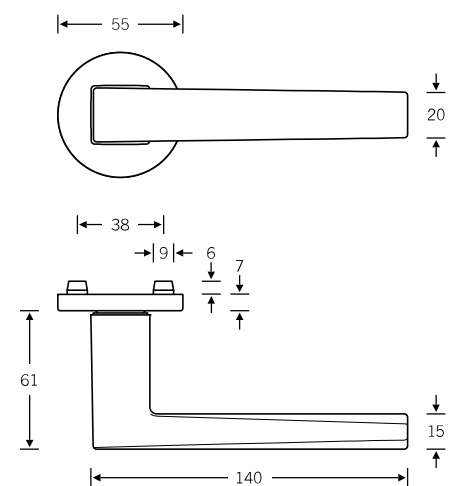
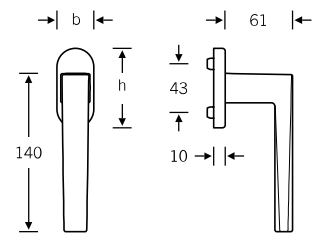


Paris-based architects RDAI designed the FSB 1241 as part of the corporate architecture for flagship stores run by one of the world's best-known fashion brands. Its neck features a square cross-section, half of which transitions into a precisely ellipsoid shape from the point of rotation onwards.

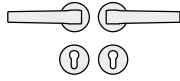


Design: RDAI

Other variants:
 – square roses
 – oval/angular backplates

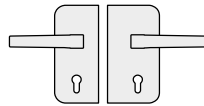


Lever/lever sets



➤ 12 1241 013 (N)

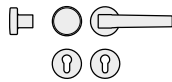
Broad backplate sets available upon request



➤ 13 4223 042 (R) with
12 1241 013 (N)

➤ 13 4223 052 (L) with
12 1241 013 (N)

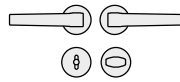
Lever/knob sets




➤ 12 1241 017 (N)

Broad backplate sets available upon request;
for associated knobs, see page 328 f.

WC sets



 12 1241 019 (N)

Broad backplate sets available upon request




4




Window handles



34 1241 09030 (rose 27 × 62 × 10)
34 1241 09034 (rose 25.5 × 60.5 flush-fitted)
34 1241 09039 (rose 32.5 × 70 × 10)
34 1241 170 (lock adaptor RC 1–6)
34 1241 076 (lock adaptor with push-button RC 1–6)

N = non-handed
R = DIN RH, opening inwards
L = DIN LH, opening inwards
ILS = inactive-leaf set

 Female handles
 Plug-in handle for doors
 FSB ASL®

 FSB AGL®
 FS heavy-duty fitting
 EN 179 heavy-duty fitting

For bearings, see page 52 ff.